



DAILY CURRENCY REPORT

4 June 2026

4 June 2026

Domestic Currencies

Currency	Expiry	Open	High	Low	Close	% Change
USDINR	25-Jun-26	95.5300	95.9250	95.5300	95.7975	0.39
USDINR	29-Jul-26	95.9900	96.3475	95.9900	96.2275	0.40
EURINR	25-Jun-26	111.3350	111.5800	111.2100	111.4200	0.13
GBPINR	25-Jun-26	128.7200	129.0925	128.7050	128.8175	0.17
JPYINR	25-Jun-26	60.0200	60.0200	60.0200	60.0200	0.00

Open Interest Snapshot

Currency	Expiry	% Change	% Oi Change	Oi Status
USDINR	25-Jun-26	0.39	12.55	Fresh Buying
USDINR	29-Jul-26	0.40	1.70	Fresh Buying
EURINR	25-Jun-26	0.13	1.48	Fresh Buying
GBPINR	25-Jun-26	0.17	0.25	Fresh Buying
JPYINR	25-Jun-26	0.00	1.27	Fresh Selling

Global Indices

Index	Last	%Chg
Nifty	23405.60	-0.33
Dow Jones	50687.07	-1.21
NASDAQ	26853.98	-0.89
CAC	8150.42	-0.71
FTSE 100	10332.30	-0.40
Nikkei	67055.49	-1.97

International Currencies

Currency	Last	% Change
EURUSD	1.1607	-0.03
GBPUSD	1.3423	-0.03
USDJPY	159.898	-0.03
USDCAD	1.3903	0.06
USDAUD	1.4035	0.12
USDCHF	0.7909	-0.03

Technical Snapshot



SELL USDINR JUN @ 95.9 SL 96.1 TGT 95.7-95.5.

Trading Levels

Expiry	Close	R2	R1	PP	S1	S2
25-Jun-26	95.7975	96.14	95.97	95.75	95.58	95.36

Observations

USDINR trading range for the day is 95.36-96.14.

Rupee weakened to a one-week low, amid stalled U.S.-Iran peace talks while a drop in local stocks worsened the strain on the currency.

India Services PMI was revised higher to 59.8 in May 2026 from the preliminary estimate of 58.9 and a final reading of 58.8 in April.

India's Composite PMI rose to 59.3 in May 2026, surpassing the preliminary estimate of 58.1 and reaching its highest level since November.

Technical Snapshot



SELL EURINR JUN @ 111.5 SL 111.8 TGT 111.2-111.

Trading Levels

Expiry	Close	R2	R1	PP	S1	S2
25-Jun-26	111.4200	111.77	111.59	111.40	111.22	111.03

Observations

EURINR trading range for the day is 111.03-111.77.

Euro steadied as investors assessed proposed US plans to impose broad new tariffs.

The USTR proposed tariffs of up to 12.5% on 60 trading partners, including the European Union, over alleged failures to ban goods made with forced labor.

ECB's Isabel Schnabel cautioned that it's premature to specify the number of rate hikes needed.

Technical Snapshot



SELL GBPINR JUN @ 128.9 SL 129.2 TGT 128.6-128.4.

Trading Levels

Expiry	Close	R2	R1	PP	S1	S2
25-Jun-26	128.8175	129.26	129.04	128.87	128.65	128.48

Observations

GBPINR trading range for the day is 128.48-129.26.

GBP edged higher as investors awaited clarity on Middle East peace efforts.

Investors are pricing in nearly two Bank of England interest rate hikes this year, with the first increase fully expected in September.

Policymakers face the dual challenge of addressing rising inflation while managing a labor market that is showing early signs of weakening.

4 June 2026

Technical Snapshot



SELL JPYINR JUN @ 60.1 SL 60.3 TGT 59.9-59.7.

Trading Levels

Expiry	Close	R2	R1	PP	S1	S2
25-Jun-26	60.0200	60.02	60.02	60.02	60.02	60.02

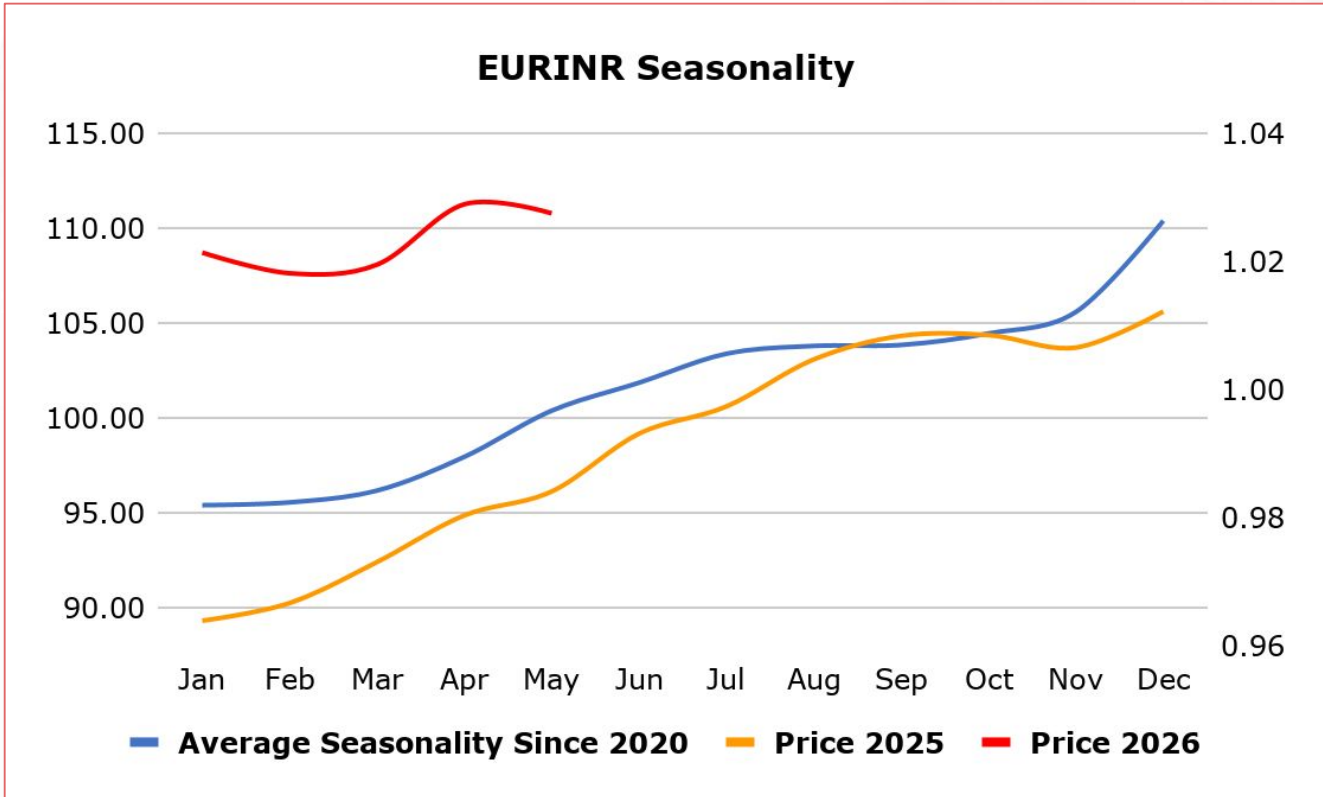
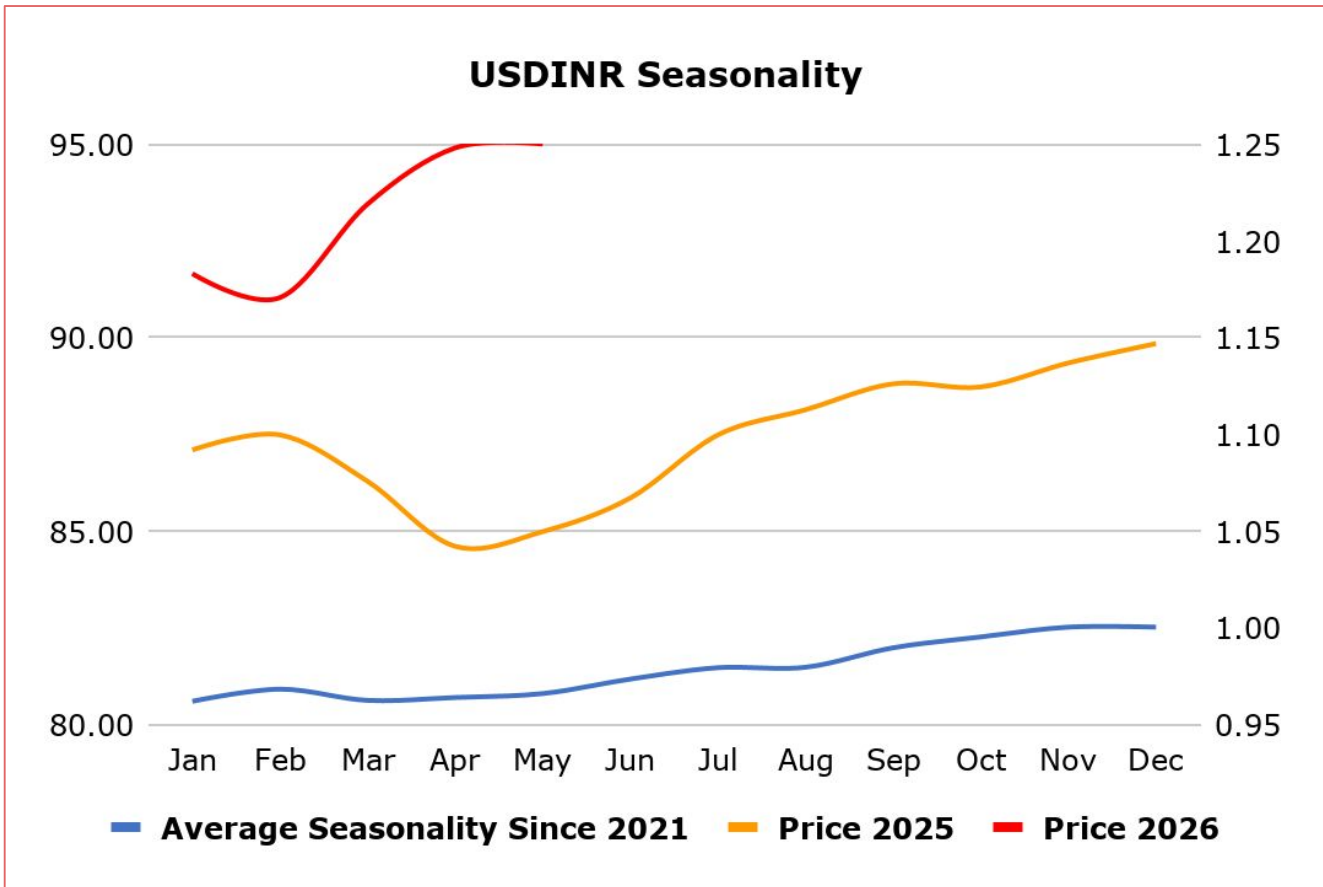
Observations

JPYINR trading range for the day is 60.02-60.02.

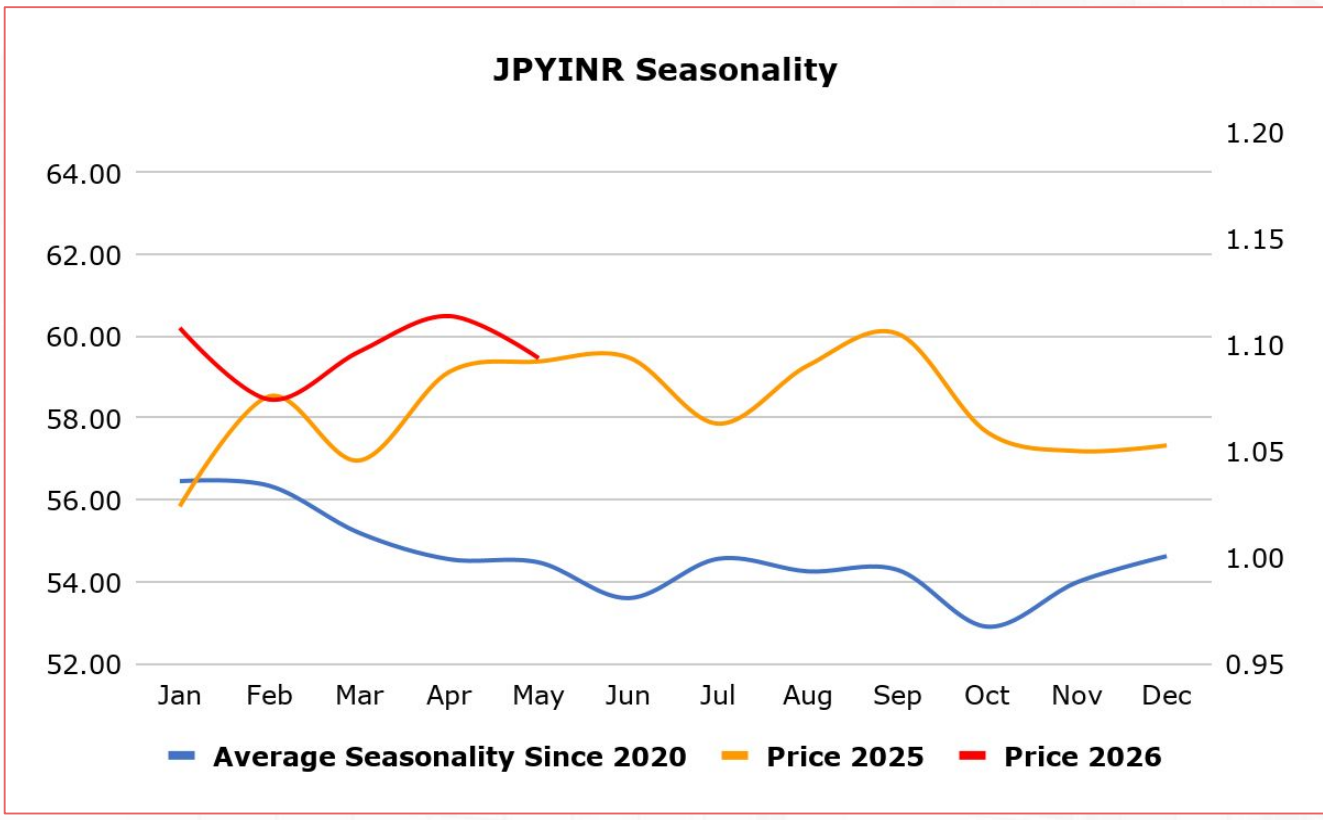
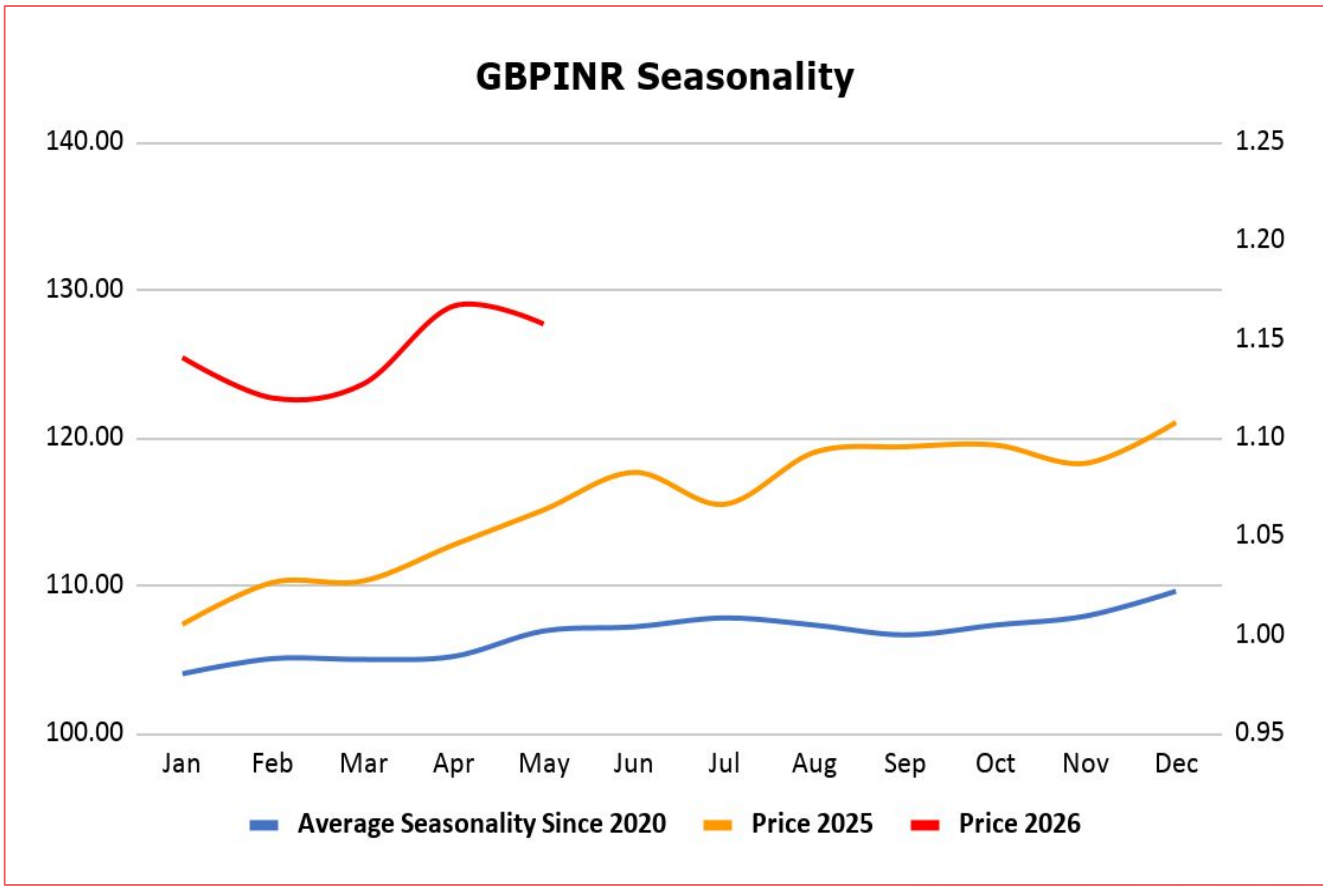
JPY dropped as dollar strengthened as hostilities in the Gulf erupted anew and bolstered demand for the safe-haven U.S. currency.

Japanese FM Katayama said that authorities are poised to respond appropriately on foreign exchange, in a fresh warning.

Japan's S&P Global Services PMI was at 50.0 in May 2026, marking its lowest level since March 2025.



4 June 2026



Economic Data

4 June 2026

Date	Curr.	Data
Jun 1	EUR	German Final Manufacturing PMI
Jun 1	EUR	Final Manufacturing PMI
Jun 1	EUR	M3 Money Supply y/y
Jun 1	EUR	Private Loans y/y
Jun 1	EUR	Unemployment Rate
Jun 1	USD	Final Manufacturing PMI
Jun 1	USD	ISM Manufacturing PMI
Jun 1	USD	ISM Manufacturing Prices
Jun 1	USD	Construction Spending m/m
Jun 2	EUR	Core CPI Flash Estimate y/y
Jun 2	EUR	CPI Flash Estimate y/y
Jun 2	USD	JOLTS Job Openings
Jun 3	EUR	German Final Services PMI
Jun 3	EUR	Final Services PMI
Jun 3	EUR	PPI m/m

Date	Curr.	Data
Jun 3	USD	ADP Non-Farm Employment
Jun 3	USD	Final Services PMI
Jun 3	USD	ISM Services PMI
Jun 3	USD	Factory Orders m/m
Jun 3	USD	Crude Oil Inventories
Jun 4	EUR	Retail Sales m/m
Jun 4	USD	Unemployment Claims
Jun 4	USD	Revised Nonfarm Productivity q/q
Jun 4	USD	Revised Unit Labor Costs q/q
Jun 4	USD	Natural Gas Storage
Jun 5	EUR	Final Employment Change q/q
Jun 5	EUR	Revised GDP q/q
Jun 5	USD	Average Hourly Earnings m/m
Jun 5	USD	Non-Farm Employment Change
Jun 5	USD	Unemployment Rate

News

The RatingDog China General Services PMI increased to 54.4 in May 2026 from 52.6 in April, surpassing market forecasts of 52.3. It marked the strongest growth in the services sector since February, as new orders rose at the fastest pace in three months, while export orders increased following slight declines in the previous two months. Employment increased for the first time in four months, with the pace of job creation exceeding that recorded in January. On the price front, input price inflation accelerated to its highest level since October 2024, driven by higher wages and other labor costs. The RatingDog China General Composite PMI rose to 54.0 in May 2026 from 53.1 in the prior month, reaching its highest level since February and signaling a further strengthening in private-sector business activity. The latest reading pointed to the second-fastest pace of expansion in the past two years, amid a stronger services sector and solid growth in manufacturing output. New business increased at the quickest pace in three months, reflecting improving demand conditions across the economy.

Japan's S&P Global Services PMI was at 50.0 in May 2026, aligning with the preliminary estimate and marking its lowest level since March 2025. The reading ended a 13-month run of expansion, pointing to stagnation in the services sector. Growth in new orders slowed to its weakest pace since the current cycle began near two years ago. Export orders fell at the fastest rate in more than four years, underscoring softer overseas appetite. Employment growth eased to a nine-month low, while backlogs of work rose modestly. Cost pressures mounted, with input prices increasing the most in 43 months, driven by higher fuel, energy, and raw material costs amid supplier hikes linked to Middle East tensions. Japan's S&P Global Composite PMI stood at 51.1 in May 2026, matching flash data and marking the 14th straight month of expansion in private sector activity. However, the latest reading eased from 52.2 in April and pointed to the weakest growth since December, as overall activity was supported solely by stronger manufacturing output while the services sector stagnated.

**Scan the QR to connect
with us**



KEDIA ADVISORY

KEDIA STOCKS & COMMODITIES RESEARCH PVT LTD.

Mumbai. INDIA.

For more details, please contact Mobile: +91 9619551022

Email: info@kediaadvisory.com

SEBI REGISTRATION NUMBER - INH000006156

For more information or to subscribe for monthly updates

Visit www.kediaadvisory.com

This Report is prepared and distributed by Kedia Stocks & Commodities Research Pvt Ltd. for information purposes only. The recommendations, if any, made herein are expressions of views and/or opinions and should not be deemed or construed to be neither advice for the purpose of purchase or sale through KSCRPL nor any solicitation or offering of any investment /trading opportunity. These information/opinions/ views are not meant to serve as a professional investment guide for the readers. No action is solicited based upon the information provided herein. Recipients of this Report should rely on information/data arising out of their own investigations. Readers are advised to seek independent professional advice and arrive at an informed trading/investment decision before executing any trades or making any investments. This Report has been prepared on the basis of publicly available information, internally developed data and other sources believed by KSCRPL to be reliable. KSCRPL or its directors, employees, affiliates or representatives do not assume any responsibility for or warrant the accuracy, completeness, adequacy and reliability of such information/opinions/ views. While due care has been taken to ensure that the disclosures and opinions given are fair and reasonable, none of the directors, employees, affiliates or representatives of KSCRPL shall be liable for any direct, indirect, special, incidental, consequential, punitive or exemplary damages, including lost profits arising in any way whatsoever from the information/opinions/views contained in this Report. The possession, circulation and/or distribution of this Report may be restricted or regulated in certain jurisdictions by appropriate laws. No action has been or will be taken by KSCRPL in any jurisdiction (other than India), where any action for such purpose (s) is required. Accordingly, this Report shall not be possessed, circulated and/ or distributed in any such country or jurisdiction unless such action is in compliance with all applicable laws and regulations of such country or jurisdiction. KSCRPL requires such a recipient to inform himself about and to observe any restrictions at his own expense, without any liability to KSCRPL. Any dispute arising out of this Report shall be subject to the exclusive jurisdiction of the Courts in India.